



# Residential Carpet Cleaning

## *Basic Procedures*

- 1** Pre-vacuuming of all areas to be cleaned is recommended prior to beginning cleaning procedures.



- 2** Always pre-test all cleaning solutions in an inconspicuous area for colorfastness prior to application.

- 3** Select the right prespray/preconditioner/traffic lane cleaner based on fiber content, traffic and soiling conditions, and cleaning frequency.

- 4** For increased efficiency, apply presprays/preconditioners/traffic lane cleaners with injection sprayer to take advantage of solution pressure and heat created by your high performance portable extractor or truckmount. You can also use a “pump-up” pressure sprayer, or electric or battery powered sprayer. Apply in even overlapping patterns.



- 5** For faster cleaning and thorough distribution and agitation of presprays/preconditioners/traffic lane cleaners, consider using mechanical or manual carpet grooming or brushing tool.



*Continues*



# Residential Carpet Cleaning

## *Basic Procedures (continued)*

**6** As a general rule, set your solution flow meter on your truckmount or auto-fill portable extractor to the 2-3 gph setting with your carpet extraction detergent or neutralizing acid rinse.



**7** For faster cleaning, reduced fatigue, and more effective soil removal, extract with the **RX-20 Rotary Extraction Tool**. In furniture dense environments, use the Evolution cleaning wand.



**8** It is recommended that you apply HydraMaster **Complete Guard Fabric Protector** to all carpets (nylon, olefin, polyester, triextra, and wool) a minimum of after every third extraction cleaning or once every 18-36 months, whichever comes first. Higher traffic and soiling conditions may require more frequent application.

**9** For faster drying, especially in humid environments, consider the use of an axial, centrifugal, or downdraft air mover after cleaning.







# Residential Carpet Cleaning

*For all nylon residential carpets that are cleaned and maintained on a regular basis*

**1** Prespray with 1 part **FastBreak** or **Fast Break HD** mixed with 32 parts hot water. If “green” cleaning solutions are required, prespray with 1 part **Release with OxyBreak** mixed with 16 parts water.



**2** For normal soiling, extract with **ClearWater Rinse**. For portable extraction, mix two ounces of solution with five gallons of water. For truckmount extraction, mix 1 quart of solution with five gallons of water. For heavier soiling, extract with **Hydra-Clean**. For portable extraction, mix two ounces of solution with five gallons of water. For truckmount extraction, mix 1 quart of solution with five gallons of water.






# Residential Carpet Cleaning


*For heavily soiled and neglected nylon residential carpets*

**1** Prespray with 1 part **Quake** or **Quake HD** mixed with 12 parts hot water.



**2** For heavy accumulations of grease and oil based soiling, add two ounces of **Grease Breaker** booster to each gallon of mixed prespray.

**3** For portable extraction, extract with **Hydra-Clean**. Mix two ounces of solution with five gallons of water. For truckmount extraction, extract with **Hydra-Dri** or **HydraFREE** as an option. Mix 1 to 1.5# of solution with five gallons of water.







# Residential Carpet Cleaning

*For wool carpets, berbers, light colored carpets, and carpets with brown-out potential*

- 1** Prespray with 1 part **WoolMaster Rug and Fabric Prespray** mixed with 16 parts water.



- 2** Extract with **ClearWater Rinse**. For portable extraction, mix two ounces of solution with five gallons of water. For truckmount extraction, mix 1 quart of solution with five gallons of water.






# Residential Carpet Cleaning


*For olefin (polypropylene), olefin blends, olefin berbers, polyester and triexta carpets*

**1** Prespray with 1 part **Poly Break** mixed with 32 parts hot water. For extreme soiling mix one part solution with 24 parts hot water. If "green" cleaning solutions are required, prespray with 1 part **Release with OxyBreak** mixed with 16 parts water.



**2** If the carpet has been exposed to high levels of oil based soiling, ice melt compounds, oxidized oils or for general traffic lane discoloration or hazing (usually yellow), add two ounces of **Hydra Boost CT** to your mixed gallon of prespray.

**3** For normal soiling, extract with **ClearWater Rinse**. For portable extraction, mix two ounces of solution with five gallons of water. For truckmount extraction, mix 1 quart of solution with five gallons of water. For heavier soiling, extract with **Hydra-Clean**. For portable extraction, mix two ounces of solution with five gallons of water. For truckmount extraction, mix 1 quart of solution with five gallons of water.







# Residential Carpet Cleaning

*For low moisture encapsulation cleaning*

**1** Mix one part **Zip-Dri Encap TS** with 32 parts hot water into a pump-up, electric, or battery powered pressure sprayer. For heavily soiling, mix one part solution with 16 parts water.

**2** Apply the ready-to-use solution as a mist in a consistent, overlapping pattern. Use more solution in heavily soiled areas.



**3** Agitate the solution into the carpet with a counter rotating cylindrical brush machine, triple planetary rotary brush machine, oscillating or orbital agitation machine, or rotary shampoo brush.



**4** Allow the solution to completely dry. To accelerate drying, consider the use of an axial, centrifugal, or downdraft air mover.



**5** Vacuum the carpet thoroughly after the carpet dries or at the next scheduled interval.

